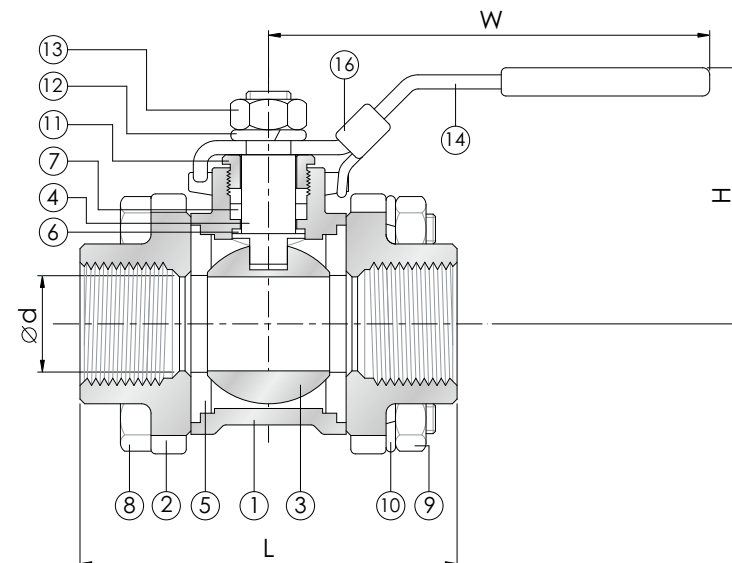
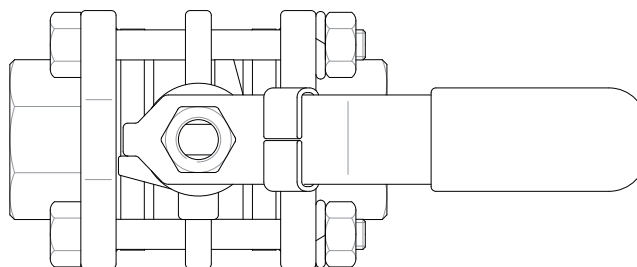





Válvula de esfera tripartida, passagem plena, corpo e tampas em aço carbono ASTM A-216 Gr. WCB, esfera em haste em inox 316, vedação RPTFE, classe 1000WOG, extremidades com rosca NPT.



| ITEM | PARTS | MATERIAL |
|------|---------------|--------------------|
| 1 | BODY | ASTM A-216 GR. WCB |
| 2 | CAP | ASTM A-216 GR. WCB |
| 3 | BALL | ASTM A-351 CF8M |
| 4 | STEM | ASTM A276-316 |
| 5 | SEAT | RPTFE |
| 6 | THRUST WASHER | PTFE |
| 7 | PACKING | RPTFE |

| ITEM | PARTS | MATERIAL |
|------|-------------|----------|
| 9 | HEX NUT | AISI 304 |
| 10 | BOLT WASHER | AISI 304 |
| 11 | GLAND NUT | AISI 304 |
| 12 | WASHER | AISI 304 |
| 13 | NUT | AISI 304 |
| 14 | HANDLE | AISI 304 |
| 16 | LOCK DEVICE | AISI 304 |

| NPT | d | L | H | W |
|--------|-------|-----|----|-----|
| 1/4" | 11.60 | 55 | 44 | 101 |
| 3/8" | 13 | 60 | 44 | 101 |
| 1/2" | 16 | 75 | 46 | 101 |
| 3/4" | 20.60 | 80 | 53 | 124 |
| 1" | 25.4 | 90 | 57 | 124 |
| 1.1/4" | 32 | 110 | 80 | 154 |
| 1.1/2" | 38 | 120 | 88 | 154 |

TODAS AS DIMENSÕES EM MM. PODERÁ SOFRER ALTERAÇÃO SEM AVISO PRÉVIO.